

תחילת תיק  
66



מוזיאון מכבי ע"ש פייר גילדסגיים

PIERRE GILDESGAME MACCABI SPORTS MUSEUM

במסגרת ג-14

תוצאות גולף במכביות 7-14

מס. תיק:	2-14-135
שם התיק:	מיקום פיזי: ארכיון, מכל: 0424
שם החטיבה:	תוצאות גולף במכביות 7-15
מתאריך:	המכביה ה-14
עד תאריך:	01/01/1965
מס.פריט במחשב:	01/01/1993
	11246



Mar 10, 1977




GOLF

*Handwritten notes:*  
 P'ORION 75 - 82 10  
 20/11/77 8 8 11  
 14.7 - 18.7.77  
 15/3/77 3  
 125 14

TEAMS

1. GREAT BRITAIN	1210 points
2. SOUTH AFRICA	1211 "
3. U.S.A.	1214 "
4. ISRAEL	1234 "
5. CANADA	1262 "
6. IRELAND	1313 "
7. AUSTRALIA	1324 "
8. MEXICO	1336 "



<u>1. GREAT BRITAIN</u>	<u>Scores</u>	<u>Total</u>
1. Brass Ronald	75; 78; 80; 81	314
2. Chesses Neville	79; 72; 72; 75	298
3. Davis Robert	77; 75; 87; 80	319
4. Payne Martin	73; 79; 75; 72	299
5. Stungo Ian	80; 78; 81; 76	315
6. Taylor Howard	83; 76; 75; 87	321
Best 4 scores total	304;301;302;302	1210

<u>2. SOUTH AFRICA</u>	<u>Scores</u>	<u>Total</u>
1. Edelstein Leslie	78; 81; 77; 76	312
2. Herson Selwyn	77; 79; 77; 76;	309
3. Nathan Selwyn	73; 75; 74; 75;	297
4. Smith Ian	78; 83; 77; 78;	316
5. Spilkin Sidney	78; 76; 76; 73;	303
6. Sundelson Neville	73; 76; 81; 79;	309
Best 4 scores total	301;306;304;300;	1211

<u>3. U.S.A.</u>	<u>Scores</u>
1. Blumenfeld Jay	73; 79; 79; 7
2. Jurkowitz Warren	76; 74; 74; 8
3. Pallot John	77; 73; 77; 7
4. Rosenbaum Edward	83; 79; 78; 7
5. Goldman Benjamin	70; 80; 78; 7
6. Steiner Ned	81; 74; 79; 7
Best 4 scores total	296;300;307;3


<u>4. ISRAEL</u>	<u>Scores</u>
1. Been Laurie	81; 77; 82;
2. Berold Michael	93; 91; 91;
3. Davidson Alex	91; 81; 84;
4. Laden Brian	88; 82; 84;
5. Mandel Barrie	95; 95; 84;
6. Shochet Neil	81; 87; 79;
Best 4 scores total	341;328;329;

<u>5. CANADA</u>	<u>Scores</u>
1. Greenberg Norman	80; 77; 83;
2. Kates Paul	79; 73; 83;
3. Lupovitch Stephen	78; 78; 83;
4. Marsh Richard	77; 74; 85;
5. Slavin Mark	80; 76; 79;
6. Sack Dan	84; 82; 83;
Best 4 scores total	314;300;328;

INDIVIDUALS

1. Nathan Selwyn (SA)
2. Chesses Neville (GB)
3. Payne Martin (GB)
4. Mandel Barrie (ISR)
5. Been Laurie (ISR)





<u>AFRICA</u>	<u>Scores</u>	<u>Total</u>
ein Leslie	78; 81; 77; 76	312
Selwyn	77; 79; 77; 76;	309
Selwyn	73; 75; 74; 75;	297
lan	78; 83; 77; 78;	316
n Sidney	78; 76; 76; 73;	303
son Neville	73; 76; 81; 79;	309
cores total	301;306;304;300;	1211

<u>3. U.S.A.</u>	<u>Scores</u>	<u>Total</u>
1. Blumenfeld Jay	73; 79; 79; 77;	308
2. Jurkowitz Warren	76; 74; 74; 83;	307
3. Pallot John	77; 73; 77; 79;	306
4. Rosenbaum Edward	83; 79; 78; 79;	319
5. Goldman Benjamin	70; 80; 78; 76;	304
6. Steiner Ned	81; 74; 79; 79;	313
Best 4 scores total	296;300;307;311;	1214

<u>4. ISRAEL</u>	<u>Scores</u>	<u>Total</u>
1. Been Laurie	81; 77; 82; 80;	321
2. Berold Michael	93; 91; 91; 89;	364
3. Davidson Alex	91; 81; 84; 88;	344
4. Laden Brian	88; 82; 84; 88	342
5. Mandel Barrie	95; 95; 84; 97;	371
6. Shochet Neil	81; 87; 79; 82;	329
Best 4 scores total	341;328;329;338;	1336

<u>5. CANADA</u>	<u>Scores</u>	<u>Total</u>
1. Greenberg Norman	80; 77; 83; 80;	320
2. Kates Paul	79; 73; 83; 82;	317
3. Lupovitch Stephen	78; 78; 83; 79;	318
4. Marsh Richard	77; 74; 85; 84;	320
5. Slavin Mark	80; 76; 79; 79;	314
6. Sack Dan	84; 82; 83; 86;	332
Best 4 scores total	314;300;328;320;	1262

INDIVIDUALS

1. Nathan Selwyn (SA)	297 points
2. Chesses Neville (GB)	298 "
3. Payne Martin (GB)	299 "
4. Mandel Barrie (ISR)	300 "
5. Been Laurie (ISR)	302 "

<u>6. IRELAND</u>	<u>Scores</u>	<u>Total</u>
1. Bernstein Allan	86; 79; 83; 84;	332
2. Black Anthony	77; 75; 84; 77;	313
3. Black Michael	78; 79; withdrew	
4. Doltis Jeffrey	93; 81; 86; 88;	348
5. Silver David	83; 79; 88; 87;	337
Best 4 scores total	324;312;341;336;	1313

<u>7. AUSTRALIA</u>	<u>Scores</u>	<u>Total</u>
1. Finkelstein Gerald	91; 89; 94; 98;	372
2. Gore Simon	90;111; 86; 88;	375
3. Shilkin Rod	78; 78; 75; 76;	307
4. Vandersluis Roy	81; 80; 81; 78;	320
5. Zusman Max	92; 84; 86; 83;	345
Best 4 scores total	340;331;328;325;	1324

<u>8. MEXICO</u>	<u>Scores</u>	<u>Total</u>
1. Halpern Jaime	81; 77; 82; 80;	321
2. Maizel Luis	93; 91; 91; 89;	364
3. Margolis William	91; 81; 84; 88;	344
4. Sevilla Jacobo	88; 82; 84; 88;	342
5. Sigal Isaac	95; 95; 84; 97;	371
6. Tabachnik Freddy	81; 87; 79; 82;	329
Best 4 scores total	341;328;329;338;	1336

5



Mar 11, 1984



GOLF  
WOMEN - MEN

**MEN'S - TEAMS**

1. U.S.A.	1189
2. Canada	1224
3. G.T. Britai	1252
4. S.A.	1253
5. Israel	1274
6. Mexico	1277

**INDIVIDUALS**

1. Corey Pavin	U.S.A.	294
2. Joel Hirsch	U.S.A.	294
3. William Holzman	Canada	298
4. Joel Gross	U.S.A.	298
5. Mark Payne	Gt. Britain	304
6. Gary Sherman	U.S.A.	305
7. Bruce Berdock	Canada	305

**WOMENS - TEAMS**

1. Gt. Britain	985
2. U.S.A.	1000
3. S.A.	1011
4. Argentina	1072
5. Israel	1204

**INDIVIDUALS**

1. Renee Headings	U.S.A.	317
2. Debie Frankel	Gt. Britain	324
3. Valeri Hyman	Gt. Britain	330
4. Linda Kletz	S.A.	334
5. Ruth Illman	S.A.	336
6. Charlotte Belick	U.S.A.	340



Mar 13, 1989

**GOLF**



HANDICAP		STABLEFORD COMP. 54H "BLUE"			
RANK	ATHL	LAST-NAME	1ST-NAME	NOC	RESULT
202	4318	MUSSALI	EDUARDO	MEX	107
1	1087	NEWSTADT	GARY	AUS	110
2	4158	BARNETT	DARYLL	ISR	107
3	1088	SHILKIN	ROD	AUS	104

HANDICAP		STABLEFORC COMP. REGULAR			
RANK	ATHL	LAST-NAME	1ST-NAME	NOC	RESULT
1	3974	ROMANO	MOISES	MEX	109
2	4318	MUSSALI	EDUARDO	MEX	107
3	3195	DUEK	EZRA	MEX	35


TEAM		STABLEFORD COMP. 54H WOMEN			
RANK	ATHL	LAST-NAME	1ST-NAME	NOC	RESULT
1	4137	REEFE	JUDY	ISR	100
2	4694	RAPPAPORT	LORENA	ARG	99
3	1495	KOVEN	ARIANNE	AUS	94

TEAM - WOMEN		FINAL
RANK	TEAM	RESULT
101	U. S. A.	934
102	R. O. W.	970
103	GREAT BRITAIN	1023

SINGLES - WOMEN		FINAL			
RANK	ATHL	LAST-NAME	1ST-NAME	NOC	RESULT
1	1754	ALBERT	JANICE	USA	309
2	3986	POSENER	JENNIFER	SWE	313
3	1757	SILVERBERG	DEBBIE	USA	315

TEAM - MEN		FINAL
RANK	TEAM	RESULT
101	U. S. A.	1214
102	CANADA	1232
103	AUSTRALIA	1251

SINGLES - MEN		FINAL			
RANK	ATHL	LAST-NAME	1ST-NAME	NOC	RESULT
101	1752	SHORE	TODD	USA	299
102	2892	HELPER	JEFFREY	CAN	301
103	1089	VANDERSLUS	ROY	AUS	301
104	1751	LEONARD	JEFFREY	USA	303
105	4160	ASAYAG	RACHAMIN	ISR	303





Mar 24, 1993

GOLF



---

### Singles Female

---

Gross Competition

3 GOLF CENTRE CAESAREA  
PLC MacID Name

NOC Overall

1	2461 Adams Debbie	USA	297
2	2474 Herman Sherry	USA	308
3	991 Rose Lara	RSA	312

---

### Singles Male

---

Gross Competition

3 GOLF CENTRE CAESAREA  
PLC MacID Name

NOC Overall

1	2457 Weinstein Adam	USA	301
2	1625 Reichman Barry	AUS	304
3	979 Sundelson Barry	RSA	305

---

### Team Female

---

Gross Competition

3 GOLF CENTRE CAESAREA  
PLC Team

NOC Overall

1	U.S.A	920
2	South Africa	941
3	Canada	990

---

### Team Male

---

Gross Competition

3 GOLF CENTRE CAESAREA  
PLC Team

NOC Overall

1	U.S.A	1225
2	South Africa	1228
3	Australia	1256



# GOLF



המכביה ה-12  
מaccabiah



## MEN TEAMS - FINALS

ATHL	N A M E	TEAM	CTRY	RESULT
1 6980	U.S.A.	TEAM	USA	1204
2 6968	MACCABI MODII	TEAM	MAC	1231
3 6988	CANADA	TEAM	CAN	1242
4 6989	GRAET BRITAIN	TEAM	GBR	1255
5 6991	ISRAEL	TEAM	ISR	1263
6 6984	AUSTRALIA	TEAM	AUS	1290
7 6983	ARGENTINA	TEAM	ARG	1343

## WOMEN - INDIVIDUALS

ATHL	N A M E	CTRY	RESULT
1 2074	BRECHER TERRIE	CAN	315
2 4256	POSENER JESSICA	SWE	316
3 4513	EPSTEIN FRANCINE	USA	317
4 2075	STEINBERG IVY	CAN	320
5 2673	COHEN SANDRA	GBR	323
6 4512	BERNSTEIN LYNN	USA	328
7 4514	KAY BONNIE	USA	332

## MEN INDIVIDUALS

ATHL	N A M E	CTRY	RESULT
1 4508	POMERANTZ ROBERT	USA	295
2 4144	KAPLAN RICHARD	MAC	300
2 4510	TRAUNER MARK	USA	300
4 2076	HOLZMAN WILLIAM	CAN	301
5 4507	KUGLER ADAM	USA	303
6 4141	GILCHRIST GARY	MAC	305
7 2680	LAWRENCE JONATHAN	GBR	306
8 4511	TUTELMAN JAMES	USA	307
9 2677	CHESES NEVILLE	GBR	311
10 1411	VANDERSLUIS ROY	AUS	313

## WOMEN TEAMS - FINALS

ATHL	N A M E	TEAM	CTRY	RESULT
1 6988	CANADA	TEAM	CAN	632
2 6980	U.S.A.	TEAM	USA	641
3 6989	GRAET BRITAIN	TEAM	GBR	653



# GOLF - MASTERS

GOLF	TEAM - MEM	MASTERS COMPETITION
	T E A M	RESULT
101	U. S. A.	930
102	R. D. W.	961
103	GREAT BRITAIN	984

SINGLES - MEN			FINAL		
RANK	ATHL	LAST-NAME	1ST-NAME	NOC	RESULT
1	1253	ESKAPA	RAYMOND	GBR	300
2	1756	KDEPPEL	SARAH	USA	309
3	2234	COHEN	HAROLD	USA	311



# SQUASH - MASTERS

## SINGLES OVER 35

ATHL	LAST-NAME	1ST-NAME	NOC	TOTAL
101 2403	MACHET	SELWYN	ROW	3
102 1364	YURMAN	PHILIP	GBR	0
201 1148	ARONSTAN	GERALD	AUS	3
202 1074	ISENBERG	JAY	USA	0
301 2404	BERCHOWITZ	MICHAEL	ROW	3
302 2401	ARON	MILTON	ROW	2
401 1361	CHERLIN	HOWARD	GBR	3
402 2402	LEVIN	MARTIN	ROW	0

## SINGLES OVER 35

ATHL	LAST-NAME	1ST-NAME	NOC	TOTAL
101 2403	MACHET	SELWYN	ROW	3
102 1361	CHERLIN	HOWARD	GBR	1
201 1148	ARONSTAN	GERALD	AUS	3
202 2404	BERCHOWITZ	MICHAEL	ROW	2

## SINGLES OVER 35

ATHL	LAST-NAME	1ST-NAME	NOC	TOTAL
101 1361	CHERLIN	HOWARD	GBR	3
102 2404	BERCHOWITZ	MICHAEL	ROW	2

## THIRD ROUND

## SINGLES OVER 35

ATHL	LAST-NAME	1ST-NAME	NOC	TOTAL
101 1148	ARONSTAN	GERALD	AUS	3
102 2403	MACHET	SELWYN	ROW	0

## SINGLES OVER 45

ATHL	LAST-NAME	1ST-NAME	NOC	TOTAL
101 2408	SHELL	RONALD	ROW	3
102 1078	STEINBERGER	JOHN	USA	0
201 1367	GEFEN	ISRAEL	GBR	3
202 2410	BILD	MICHAEL	ROW	1
301 2409	OSHER	ROBBIE	ROW	3
302 4520	HOFFMAN	DENNIS	CAN	0
401 1365	ABRAMSON	BARRY	GBR	3
402 2406	CHAIN	EAN	ROW	0
501 1369	WHITE	KEITH	GBR	3
502 1366	COHEN	BERNARD	GBR	0
601 2407	ENGELBERG	STANLEY	ROW	3
602 1072	HERMANSON	TERRY	USA	0
701 1147	ALPERSTEIN	DAVID	AUS	3
702 1153	MAVER	JOHN	AUS	0

## 3-4 PLACES





# GOLF



## HANDICAP

## STABLEFORD COMP. 54H "BLUE"

RANK	ATHL	LAST-NAME	1ST-NAME	NOC	RESULT
202	4318	MUSSALI	EDUARDO	MEX	107
1	1087	NEWSTADT	GARY	AUS	110
2	4158	BARNETT	DARYLL	ISR	107
3	1088	SHILKIN	ROD	AUS	104

## HANDICAP

## STABLEFORD COMP. REGULAR

RANK	ATHL	LAST-NAME	1ST-NAME	NOC	RESULT
1	3974	ROMANO	MOISES	MEX	109
2	4318	MUSSALI	EDUARDO	MEX	107
3	3195	DUEK	EZRA	MEX	35

## STABLEFORD COMP. 54H WOMEN

### T E A M

### RESULT

1	4137	REEFE	JUDY	ISR	100
2	4694	RAPPAPORT	LORENA	ARG	99
3	1495	KOVEN	ARIANNE	AUS	94

## TEAM - WOMEN

## FINAL

### T E A M

### RESULT

101	U. S. A.	934
102	R. O. W.	970
103	GREAT BRITAIN	1023

## SINGLES - WOMEN

## FINAL

RANK	ATHL	LAST-NAME	1ST-NAME	NOC	RESULT
1	1754	ALBERT	JANICE	USA	309
2	3986	POSENER	JENNIFER	SWE	313
3	1757	SILVERBERG	DEBBIE	USA	315

## TEAM - MEN

## FINAL

### T E A M


### RESULT

101	U. S. A.	1214
102	CANADA	1232
103	AUSTRALIA	1251

## SINGLES - MEN

## FINAL

RANK	ATHL	LAST-NAME	1ST-NAME	NOC	RESULT
101	1752	SHORE	TODD	USA	299
102	2892	HELPER	JEFFREY	CAN	301
103	1089	VANDERSLUS	ROY	AUS	301
104	1751	LEONARD	JEFFREY	USA	303
105	4160	ASAYAG	RACHAMIN	ISR	303





# GOLF



14

---

## Singles Female

---

### Gross Competition

3 GOLF CENTRE CAESAREA	
PLC MacID Name	NOC Overall
1 2461 Adams Debbie	USA 297
2 2474 Herman Sherry	USA 308
3 991 Rose Lara	RSA 312

---

## Singles Male

---

### Gross Competition

3 GOLF CENTRE CAESAREA	
PLC MacID Name	NOC Overall
1 2457 Weinstein Adam	USA 301
2 1625 Reichman Barry	AUS 304
3 979 Sundelson Barry	RSA 305

---

## Team Female

---

### Gross Competition

3 GOLF CENTRE CAESAREA	
PLC Team	NOC Overall
1 U.S.A	920
2 South Africa	941
3 Canada	990

---

## Team Male

---

### Gross Competition

3 GOLF CENTRE CAESAREA	
PLC Team	NOC Overall
1 U.S.A	1225
2 South Africa	1228
3 Australia	1256



**Maccabiah Golf****Singles Female****Round #1**

Table GOLF CENTRE CAESAREA

PLC MacID	Name	NOC	Score
1.	3030 SANDRA LAMBERT	GBR	76
2.	5303 GILON SHILA	ISR	76
3.	1239 BARON LOIS	CAN	79
4.	4099 GEORGE BONNIE	USA	81
5.	2255 LEDERHAUSEN JESSICA	SWE	83
6.	4097 AXELROD JILL	USA	84
7.	3081 RENNASIA TAMAR	ISR	84
8.	1372 MILLER CAROLINE	CAN	86
9.	3029 RAEL-BROOK LAURA	GBR	86
10.	2299 MANKOWITZ JENNIFER	SWE	86
11.	1565 KIRSCH GALETTE	RSA	86
12.	3032 DAVIDSON JODIE	GBR	87
13.	4096 ALBERT JANICE	USA	88
14.	4102 KAY BONNIE	USA	88
15.	1431 STEINBERG IVY	CAN	89
16.	2256 CEDER REBECCA	SWE	89
17.	1302 GOTLIEB CINDY	CAN	90
18.	1566 STILLERMAN ELAINE	RSA	90
19.	4743 BRETT ULLA	GBR	92
20.	3082 RONEN MICHAL	ISR	92
21.	4356 APPLEBAUM WENDY	RSA	92
22.	1799 ALTMANN CAROLINE	HOL	94
23.	5304 ADELMAN PAULA	ISR	94
24.	3083 FISHBEIN MANUELA	ISR	94

**Round #2**

Table GOLF CENTRE CAESAREA

PLC MacID	Name	NOC	Score
1.	2299 MANKOWITZ JENNIFER	SWE	77
2.	3030 SANDRA LAMBERT	GBR	79
3.	1565 KIRSCH GALETTE	RSA	81
4.	5303 GILON SHILA	ISR	81
5.	4096 ALBERT JANICE	USA	81
6.	2255 LEDERHAUSEN JESSICA	SWE	82
7.	3032 DAVIDSON JODIE	GBR	84
8.	3081 RENNASIA TAMAR	ISR	85
9.	4099 GEORGE BONNIE	USA	85
10.	4102 KAY BONNIE	USA	85
11.	1431 STEINBERG IVY	CAN	85
12.	1566 STILLERMAN ELAINE	RSA	86
13.	1372 MILLER CAROLINE	CAN	86
14.	1239 BARON LOIS	CAN	87
15.	2256 CEDER REBECCA	SWE	88
16.	4743 BRETT ULLA	GBR	88
17.	1799 ALTMANN CAROLINE	HOL	91
18.	4356 APPLEBAUM WENDY	RSA	92
19.	4097 AXELROD JILL	USA	92
20.	1567 URIA ANNE	RSA	92
21.	3029 RAEL-BROOK LAURA	GBR	93
22.	3082 RONEN MICHAL	ISR	94
23.	3083 FISHBEIN MANUELA	ISR	94
24.	1302 GOTLIEB CINDY	CAN	95

**Round #3**

Table GOLF CENTRE CAESAREA

PLC MacID	Name	NOC	Score
1.	5303 GILON SHILA	ISR	77
2.	3030 SANDRA LAMBERT	GBR	83
3.	2255 LEDERHAUSEN JESSICA	SWE	83
4.	4096 ALBERT JANICE	USA	84
5.	4743 BRETT ULLA	GBR	84
6.	2299 MANKOWITZ JENNIFER	SWE	84
7.	4099 GEORGE BONNIE	USA	85
8.	1431 STEINBERG IVY	CAN	85
9.	3081 RENNASIA TAMAR	ISR	85
10.	4102 KAY BONNIE	USA	86
11.	1239 BARON LOIS	CAN	87
12.	1572 SENDER TROY	RSA	87
13.	3082 RONEN MICHAL	ISR	87
14.	1565 KIRSCH GALETTE	RSA	87
15.	1566 STILLERMAN ELAINE	RSA	87
16.	1799 ALTMANN CAROLINE	HOL	87
17.	1302 GOTLIEB CINDY	CAN	88
18.	4097 AXELROD JILL	USA	91
19.	4356 APPLEBAUM WENDY	RSA	92
20.	3029 RAEL-BROOK LAURA	GBR	94
21.	3032 DAVIDSON JODIE	GBR	95
22.	1567 URIA ANNE	RSA	96
23.	3083 FISHBEIN MANUELA	ISR	98
24.	2256 CEDER REBECCA	SWE	98

**Round #4**

Table GOLF CENTRE CAESAREA

PLC MacID	Name	NOC	Score
1.	3030 SANDRA LAMBERT	GBR	76
2.	2299 MANKOWITZ JENNIFER	SWE	77
3.	2255 LEDERHAUSEN JESSICA	SWE	79
4.	4096 ALBERT JANICE	USA	80
5.	4097 AXELROD JILL	USA	84
6.	4099 GEORGE BONNIE	USA	85
7.	4102 KAY BONNIE	USA	85
8.	5303 GILON SHILA	ISR	85
9.	3081 RENNASIA TAMAR	ISR	85
10.	1372 MILLER CAROLINE	CAN	86
11.	3032 DAVIDSON JODIE	GBR	86
12.	3082 RONEN MICHAL	ISR	88
13.	1239 BARON LOIS	CAN	89
14.	1565 KIRSCH GALETTE	RSA	89
15.	4743 BRETT ULLA	GBR	90
16.	1567 URIA ANNE	RSA	90
17.	1302 GOTLIEB CINDY	CAN	94
18.	1431 STEINBERG IVY	CAN	94
19.	1566 STILLERMAN ELAINE	RSA	94
20.	3029 RAEL-BROOK LAURA	GBR	95
21.	3083 FISHBEIN MANUELA	ISR	96
22.	2256 CEDER REBECCA	SWE	96
23.	4356 APPLEBAUM WENDY	RSA	97
24.	1799 ALTMANN CAROLINE	HOL	98



## Singles Female

## Final Table

	PLC MacID	Name	NOC	Score
1.	3030	SANDRA LAMBERT	GBR	314
2.	5303	GILON SHILA	ISR	319
3.	2299	MANKOWITZ JENNIFER	SWE	321
4.	2255	LEDERHAUSEN JES.	SWE	327
5.	4096	ALBERT JANICE	USA	333
6.	4099	GEORGE BONNIE	USA	336
7.	3081	RENNASIA TAMAR	ISR	339
8.	1239	BARON LOIS	CAN	342
9.	1565	KIRSCH GALETTE	RSA	343
10.	4102	KAY BONNIE	USA	344
11.	1372	MILLER CAROLINE	CAN	345
12.	4097	AXELROD JILL	USA	351
13.	4743	BRETT ULLA	GBR	352
14.	1431	STEINBERG IVY	CAN	353
15.	3032	DAVIDSON JODIE	GBR	356
16.	1566	STILLERMAN ELAINE	RSA	357
17.	3082	RONEN MICHAL	ISR	361
18.	1302	GOTLIEB CINDY	CAN	367
19.	3029	RAEL-BROOK LAURA	GBR	368
20.	1567	URIA ANNE	RSA	369
21.	1799	ALTMANN CAROLINE	HOL	370
22.	2256	CFEDER REBECCA	SWE	373
23.	3083	FISHBEN MANUELA	ISR	382

## Singles Male

## Round #1

Table GOLF CENTRE CAESAREA

	PLC MacID	Name	NOC	Score
1.	2829	BLOOMFIELD JOEL	GBR	74
2.	1556	LIPSHITZ JASON	RSA	74
3.	2826	SHALOM DAVID	GBR	75
4.	1557	SUNDELSON BARRY	RSA	75
5.	2824	CURTIS RICKY	GBR	76
6.	4111	GOLDBERG STEVEN	USA	76
7.	4095	GREEN WILLIAM	USA	77
8.	717	YEAROT OREN	AUS	77
9.	4107	BLUMENFELD JAY	USA	77
10.	4116	STORM BRETT	USA	78
11.	714	ORDMAN DAVID	AUS	79
12.	3076	TZALAH DAVID	ISR	79
13.	1555	FEIGN CRAIG	RSA	79
14.	4114	ROTHAUS BRIAN	USA	79
15.	5023	ELIE FELDMAN JON.	VEN	80
16.	1456	ZACK DANIEL	CAN	80
17.	3077	CHACHAM YAAKOV	ISR	80
18.	5307	ASSAYAG RAMI	ISR	80
19.	1559	TARLIE NICHOLAS	RSA	80
20.	3599	FRICK DARIO	ARG	81
21.	1371	MILLER BRIAN	CAN	81
22.	2825	MARETT RICHARD	GBR	81
23.	4744	BOHM JEREMY	GBR	81
24.	3080	GERI OREN	ISR	81
25.	1558	SUNDELSON DEAN	RSA	81
26.	2252	ADLER JOAKIM	SWE	81
27.	4110	GINSBERG NEIL	USA	81
28.	4104	BERKE MICHAEL	USA	81
29.	1997	NEUBAUER DANIEL	AUT	82
30.	3075	RUTTERT DORON	ISR	82

31.	1420	SILVER JEFF	CAN	83
32.	3600	GOLDS/MIDT LEAN.	ARG	83
33.	1362	MARSH RICHARD	CAN	83
34.	3079	COHEN ITAMAR	ISR	83
35.	3078	COHEN AVRAM	ISR	84
36.	712	CLARK JONATHAN	AUS	84
37.	712	VANDERSLUIS ROY	AUS	85
38.	1364	MATTHEWS MICHAEL	CAN	85
39.	2254	LASER MATTIAS	SWE	86
40.	4731	COPELOVITCH STUART	CAN	87
41.	5198	MOREINIS STEVEN	COL	87
42.	3604	LIBERSON SERGIO	ARG	87
43.	715	REICHMAN BARRY	AUS	87
44.	2827	LAND RICHARD	GBR	87
45.	711	AARONS LUKE	AUS	88
46.	1412	SEGAL MARK	CAN	88
47.	2253	ENGEL TOMAS	SWE	89
48.	2314	LEDRIHAUSEN MATS	SWE	90
49.	5178	LADINO LUIS EDU.	COL	91
50.	2313	ENGELHARDT LEN.	SWE	91
51.	3605	MAGANIEZIN MARTIN	ARG	92
52.	5167	AKERMAN ALLAN	COL	96

## Round #2

Table GOLF CENTRE CAESAREA

	PLC MacID	Name	NOC	Score
1.	2829	BLOOMFIELD JOEL	GBR	74
2.	4107	BLUMENFELD JAY	USA	75
3.	5023	ELIE FELDMAN JON.	VEN	75
4.	4114	ROTHAUS BRIAN	USA	76
5.	1364	MATTHEWS MICHAEL	CAN	76
6.	4744	BOHM JEREMY	GBR	76
7.	3079	COHEN ITAMAR	ISR	76
8.	1556	LIPSHITZ JASON	RSA	77
9.	4110	GINSBERG NEIL	USA	77
10.	1362	MARSH RICHARD	CAN	77
11.	2826	SHALOM DAVID	GBR	77
12.	3077	CHACHAM YAAKOV	ISR	77
13.	3075	RUTTERT DORON	ISR	77
14.	1557	SUNDELSON BARRY	RSA	78
15.	1559	TARLIE NICHOLAS	RSA	78
16.	3078	COHEN AVRAM	ISR	78
17.	712	CLARK JONATHAN	AUS	78
18.	714	ORDMAN DAVID	AUS	78
19.	717	YEAROT OREN	AUS	78
20.	2825	MARETT RICHARD	GBR	78
21.	1554	ETKIND DAREN	RSA	78
22.	4111	GOLDBERG STEVEN	USA	79
23.	8813	ADELMAN DAVID	ISR	79
24.	1456	ZACK DANIEL	CAN	79
25.	3076	TZALAH DAVID	ISR	79
26.	1558	SUNDELSON DEAN	RSA	80
27.	4104	BERKE MICHAEL	USA	80
28.	4095	GREEN WILLIAM	USA	80
29.	3606	SEDLER NICOLAS	ARG	80
30.	715	REICHMAN BARRY	AUS	80
31.	1446	WEISS SHIELDON	CAN	80
32.	5307	ASSAYAG RAMI	ISR	80
33.	1555	FEIGN CRAIG	RSA	80
34.	2824	CURTIS RICKY	GBR	81
35.	3080	GERI OREN	ISR	81
36.	2314	LEDRIHAUSEN MATS	SWE	82
37.	4116	STORM BRETT	USA	82
38.	3599	FRICK DARIO	ARG	82
39.	4731	COPELOVITCH STUART	CAN	83
40.	711	AARONS LUKE	AUS	83
41.	1997	NEUBAUER DANIEL	AUT	84
42.	1420	SILVER JEFF	CAN	84



## Round #2 (Cont.)

Table GOLF CENTRE CAESAREA

PLC MacID	Name	NOC	Score
43	5178	LADINO LUIS	COL 84
44	2253	ENGEL TOMAS	SWE 86
45	2313	ENGELHARDT LENN.	SWE 86
46	2254	LASER MATTIAS	SWE 86
47	2252	ALER JOAKIM	SWE 87
48	3600	GOLDSZMIDT LEAN.	ARG 87
49	716	VANDERSLUIS ROY	AUS 87
50	1412	SEGALJ. MARK	CAN 87
51	3607	WAHNON RAUL	ARG 88
52	2827	LAND RICHARD	GBR 88
53	5198	MOREINIS STEVEN	COL 89
54	3604	LIBERSON SERGIO	ARG 89
55	1371	MILLER BRIAN	CAN 89
56	3605	MAGANIEZIN MARTIN	ARG 92
57	5167	AKERMAN ALLAN	COL 99

## Round #3

Table GOLF CENTRE CAESAREA

PLC MacID	Name	NOC	Score
1.	1997	NEUBAUER DANIEL	AUT 55
2.	1557	SUNDELSON BARRY	RSA 73
3.	4110	GINSBERG NEIL	USA 73
4.	1556	1556 LIPSHITZ JASON	RSA 74
5.	2824	CURTIS RICKY	GBR 76
6.	3075	RUTTERT DORON	ISR 76
7.	5307	ASSAYAG RAMI	ISR 76
8.	2825	MARETT RICHARD	GBR 77
9.	2829	BLOOMFIELD JOEL	GBR 78
10	4107	BLUMENFELD JAY	USA 78
11	8813	ADELMAN DAVID	ISR 78
12	3078	COHEN AVRAM	ISR 78
13	716	VANDERSLUIS ROY	AUS 78
14	717	YEAROT OREN	AUS 78
15	4095	GREEN WILLIAM	USA 79
16	712	CLARK JONATHAN	AUS 79
17	1362	MARSH RICHARD	CAN 80
18	1558	SUNDELSON DEAN	RSA 81
19	2252	ADLER JOAKIM	SWE 81
20	715	REICHMAN BARRY	AUS 81
21	1364	MATTHEWS MIC.	CAN 81
22	1421	SILVERSTEIN FRANC.	CAN 81
23	3077	CHACHAM YAAKOV	ISR 81
24	3079	COHEN ITAMAR	ISR 81
25	1554	ETKIND DARREN	RSA 81
26	1559	TARLIE NICHOLAS	RSA 82
27	2253	ENGEL TOMAS	SWE 82
28	4111	GOLDBERG STEVEN	USA 82
29	5023	ELIE FELDMAN	VEN 82
30	3076	TZALAH DAVID	ISR 82
31	711	AARONS LUKE	AUS 83
32	4114	ROTHAUS BRIAN	USA 84
33	3606	SEDLER NICOLAS	ARG 84
34	1446	WEISS SHELDON	CAN 84
35	2826	SHALOM DAVID	GBR 84
36	4116	STORM BRETT	USA 85
37	3604	LIBERSON SERGIO	ARG 85
38	714	ORDMAN DAVID	AUS 85
39	2827	LAND RICHARD	GBR 85
40	1420	SILVER JEFF	CAN 86
41	1456	ZACK DANIEL	CAN 86
42	1371	MILLER BRIAN	CAN 86
43	3080	GERI OREN	ISR 86
44	4104	BERKE MICHAEL	USA 87
45	1555	FEIGIN CRAIG	RSA 88
46	3600	GOLDSZMIDT LEAN.	ARG 89

47	4744	BOHM JEREMY	GBR 89
48	2314	LEDRIHAUSEN MATS	SWE 90
49	3599	FRICK DARIO	ARG 90
50	3607	WAHNON RAUL	ARG 90
51	2313	ENGELHARDT LENN.	SWE 92
52	4734	COPELOVITCH STU.	CAN 92
53	5178	LADINO LUIS	COL 92
54	2254	LASER MATTIAS	SWE 105

## Round #4

Table GOLF CENTRE CAESAREA

PLC MacID	Name	NOC	Score
1.	3075	RUTTERT DORON	ISR 73
2.	2252	ADLER JOAKIM	SWE 74
3.	717	YEAROT OREN	AUS 76
4.	1364	MATTHEWS MIC.	CAN 76
5.	1556	LIPSHITZ JASON	RSA 76
6.	3606	SEDLER NICOLAS	ARG 77
7.	1555	FEIGIN CRAIG	RSA 77
8.	1558	SUNDELSON DEAN	RSA 77
9.	4107	BLUMENFELD JAY	USA 77
10.	2825	MARETT RICHARD	GBR 78
11.	1557	SUNDELSON BARRY	RSA 78
12.	1559	TARLIE NICHOLAS	RSA 78
13.	4116	STORM BRETT	USA 78
14.	4744	BOHM JEREMY	GBR 79
15.	5307	ASSAYAG RAMI	ISR 79
16.	4111	GOLDBERG STEVEN	USA 79
17.	3078	COHEN AVRAM	ISR 79
18.	715	REICHMAN BARRY	AUS 80
19.	2824	CURTIS RICKY	GBR 80
20.	2826	SHALOM DAVID	GBR 80
21.	3076	TZALAH DAVID	ISR 80
22.	2314	LEDRIHAUSEN MATS	SWE 80
23.	4114	ROTHAUS BRIAN	USA 80
24.	8813	ADELMAN DAVID	ISR 80
25.	712	CLARK JONATHAN	AUS 81
26.	711	AARONS LUKE	AUS 81
27.	3080	GERI OREN	ISR 81
28.	1554	ETKIND DARREN	RSA 81
29.	4095	GREEN WILLIAM	USA 81
30.	1371	MILLER BRIAN	CAN 82
31.	1362	MARSH RICHARD	CAN 82
32.	4110	GINSBERG NEIL	USA 82
33.	716	VANDERSLUIS ROY	AUS 83
34.	714	ORDMAN DAVID	AUS 83
35.	1412	SEGALJ. MARK	CAN 83
36.	3077	CHACHAM YAAKOV	ISR 83
37.	2829	BLOOMFIELD JOEL	GBR 83
38.	2254	LASER MATTIAS	SWE 83
39.	1446	WEISS SHELDON	CAN 84
40.	1997	NEUBAUER DANIEL	AUT 85
41.	5023	ELIE FELDMAN	VEN 85
42.	3079	COHEN ITAMAR	ISR 86
43.	1420	SILVER JEFF	CAN 86
44.	3599	FRICK DARIO	ARG 87
45.	2313	ENGELHARDT LEN.	SWE 87
46.	4104	BERKE MICHAEL	USA 87
47.	1456	ZACK DANIEL	CAN 90
48.	3600	GOLDSZMIDT LEAN.	ARG 92
49.	3605	MAGANIEZIN MART.	ARG 92
50.	5178	LADINO LUIS	COL 92
51.	2827	LAND RICHARD	GBR 94
52.	2253	ENGEL TOMAS	SWE 97



## Final Table

PLC MacID	Name	NOC	Score
1.	1556	LIPSHITZ JASON	RSA 301
2.	1557	SUNDELSON BARRY	RSA 304
3.	4107	BLUMENFELD JAY	USA 307
4.	3075	RUTTERT DORON	ISR 308
5.	717	YEAROT OREN	AUS 309
6.	2829	BLOOMFIELD JOEL	GBR 309
7.	4110	GINSBERG NEIL	USA 313
8.	2824	CURTIS RICKY	GBR 313
9.	2825	MARETT RICHARD	GBR 314
10.	5307	ASSAYAG RAMI	ISR 315
11.	2826	SHALOM DAVID	GBR 316
12.	4111	GOLDBERG STEV.	USA 316
13.	4095	GREEN WILLIAM	USA 317
14.	1364	MATTHEWS MIC.	CAN 318
15.	8813	ADELMAN DAVID	ISR 318
16.	1559	TARLJE NICHOLAS	RSA 318
17.	4114	ROTHAUS BRIAN	USA 319
18.	3078	COHEN AVRAM	ISR 319
19.	1558	SUNDELSON DEAN	RSA 319
20.	3076	TZALAH DAVID	ISR 320
21.	3077	CHACHAM YAAK.	ISR 321
22.	5023	ELIE FELDMAN	VEN 322
23.	1446	WEISS SHELDON	CAN 322
24.	1362	MARSH RICHARD	CAN 322
25.	712	CLARK JONATHAN	AUS 322
26.	4116	STORM BRETT	USA 323
27.	2252	ADLER JOAKIM	SWE 323
28.	1555	FEIGIN CRAIG	RSA 324
29.	714	ORDMAN DAVID	AUS 325

30.	1744	BOHM JEREMY	GBR 325
31.	1554	ETKIND DARREN	RSA 325
32.	3079	COHEN ITAMAR	ISR 326
33.	3606	SEDLER NICOLAS	ARG 326
34.	715	REICHMAN BARRY	AUS 328
35.	3080	GERI OREN	ISR 329
36.	1997	NEUBAUER DANIEL	AUT 331
37.	716	VANDERSLUIS ROY	AUS 333
38.	1456	ZACK DANIEL	CAN 335
39.	4104	BERKE MICHAEL	USA 335
40.	711	AARONS LUKE	AUS 335
41.	1371	MILLER BRIAN	CAN 338
42.	1420	SILVER JEFF	CAN 339
43.	1412	SEGALL MARK	CAN 339
44.	3599	FRICK DARIO	ARG 340
45.	2314	LEDRIHAUSEN M.	SWE 342
46.	2827	LAND RICHARD	GBR 354
47.	2313	ENGELHARDT LEN.	SWE 356
48.	3607	WAINON RAUL	ARG 356
49.	5178	LADINO LUIS	COL 359
50.	2254	LASER MATTIAS	SWE 360
51.	3600	GOLDSZMIDT LEAN.	ARG 363
52.	2253	ENGEL TOMAS	SWE 364



Ma

Sing

All

Mu

N

1.

2.

3.

4.

Sing

All

Mu

N

1.

2.

3.

4.

5.

6.

7.

8.

9.

10.

11.

12.

13.

14.





15, 1997

**Maccabiah Golf****Team Male****Round #1****GOLF CENTRE CAESAREA**

	Team	Score
1.	Great Britain	306
2.	South Africa	308
3.	U.S.A	310
4.	Canada	318
5.	Israel	320
6.	Australia	325
7.	Argentina	338
8.	Sweden	346

**Round #2****GOLF CENTRE CAESAREA**

	Team	Score
1.	Great Britain	305
2.	U.S.A	307
3.	Israel	309
4.	South Africa	311
5.	Canada	312
6.	Australia	314
7.	Argentina	337
8.	Sweden	340

**Round #3****GOLF CENTRE CAESAREA**

	Team	Score
1.	South Africa	308
2.	Israel	313
3.	Great Britain	314
4.	Australia	317
5.	U.S.A	318
6.	Canada	323
7.	Argentina	348
8.	Sweden	353

**Round #4****GOLF CENTRE CAESAREA**

	Team	Score
1.	South Africa	309
2.	Israel	314
3.	U.S.A	315
4.	Great Britain	316
5.	Australia	317
6.	Canada	326
7.	Sweden	324
8.	Argentina	344

**Final Table**

	Team	Score
1.	South Africa	1236
2.	Great Britain	1243
3.	U.S.A	1248
4.	Israel	1256
5.	Australia	1273
6.	Canada	1279
7.	Sweden	1363
8.	Argentina	1367

**Maccabiah Golf****Team Female****Round #1****GOLF CENTRE CAESAREA**

	Team	Score
1.	Great Britain	249
2.	Israel	252
3.	U.S.A	253
4.	Canada	254
5.	Sweden	258
6.	South Africa	267

**Round #2****GOLF CENTRE CAESAREA**

	Team	Score
1.	Sweden	247
2.	U.S.A	251
3.	Great Britain	251
4.	Canada	258
5.	South Africa	259
6.	Israel	260

**Round #3****GOLF CENTRE CAESAREA**

	Team	Score
1.	Israel	249
2.	U.S.A	255
3.	Canada	259
4.	Great Britain	261
5.	Sweden	265
6.	South Africa	266

R  
C  
1.  
2.  
3.  
4.  
5.  
6.  
F  
1.  
2.  
3.  
4.  
5.  
6.



**Round #4**

## GOLF CENTRE CAESAREA

	Team	Score
1.	U.S.A	249
2.	Sweden	249
3.	Great Britain	254
4.	Israel	258
5.	Canada	259
6.	South Africa	273

**Final Table**

	Team	Score
1.	U.S.A	1008
2.	Great Britain	1015
3.	Sweden	1019
4.	Israel	1019
5.	Canada	1030
6.	South Africa	1065



— Up to 68 Kg.

**LIGHTHEAVYWEIGHT — Up to 90 Kg.**

Grinstead, Ronald (Great Britain)

vs.

Estin, Charles (U.S.A.)

**Winner:** Estin, Charles (U.S.A.) Points  
Trozian, Vaco (Israel)

vs.

Estin, Charles (U.S.A.)

**Winner:** Estin, Charles (U.S.A.) Points  
Trozian, Vaco (Israel)

vs.

Grinstead, Ronald (Great Britain)

**Winner:** Grinstead, Ronald  
(Great Britain) Points

**FINAL PLACING**

1. Charles Estin (U.S.A.)
2. Ronald Grinstead (Great Britain)
3. Vaco Trozian (Israel)

**HEAVYWEIGHT — Up to 100 kg.**

Vernik, Daniel (Argentina)

vs.

Mittleberg, Victor (U.S.A.)

**Winner:** Mittleberg, Victor  
(U.S.A.) Touch

Pozniakov Zizo (Israel)

vs.

Mittleberg, Victor (U.S.A.)

**Winner:** Mittleberg, Victor  
(U.S.A.) Points

Pozniakov Zizo (Israel)

vs.

Vernik, Daniel (Argentina)

**Winner:** Vernik, Daniel  
(Argentina) Touch

**FINAL PLACING**

1. Victor Mittleberg (U.S.A.)
2. Daniel Vernik (Argentina)
3. Zizo Pozniakov (Israel)

**SUPERHEAVYWEIGHT — Over 100 kg.**

Alafi, Eliahu (Israel)

vs.

Kislin, Joel (U.S.A.)

**Winner:** Kislin, Joel (U.S.A.)

**FINAL PLACING**

1. Joel Kislin (U.S.A.)
2. Eliahu Alafi (Israel)



**CRICKET**

72 competitors from the following 5 countries participated in the Cricket Competition of the 9th Maccabiah: Australia, Great Britain, Israel, South Africa, and the United States

**Great Britain vs. Israel**  
Great Britain: 225 for 9  
Israel: 230 for 4  
Israel won by 6 wickets

**Great Britain vs. Australia**  
Great Britain: 156 for 9 (50 Overs)  
Australia: 243 for 8 (50 Overs)  
Australia won by 87 runs

**South Africa vs. United States**  
South Africa: 340 for 3 (50 Overs)  
United States: South Africa won

**United States vs. Israel**  
United States: 104 All Out  
Israel: 108 for 8  
Israel won by 2 wickets

**South Africa vs. Great Britain**  
South Africa: 253 for 9 (50 Overs)  
Great Britain: 79 All Out  
South Africa won by 174 runs

**Australia vs. Israel**  
Australia: 172 All Out  
Israel: 72 All Out  
Australia won by 100 runs

**Great Britain vs. United States**  
Great Britain: 242 for 8 (50 Overs)  
United States: 122 All Out  
Great Britain won by 120 runs

**South Africa vs. Israel**  
South Africa: 233 for 7 (50 Overs)  
Israel: 133 All Out  
South Africa won by 100 runs

**Australia vs. United States**  
Australia: 85  
United States: 83  
Australia won by 2 runs

**South Africa vs. Australia**  
South Africa: 231 for 7 (50)  
Australia: 230 All Out  
South Africa won by 1 run

**FINAL PLACING**

	Won	Lost
South Africa	4	0
Australia	3	1
Israel	2	2
Great Britain	1	3
United States	0	4

**GOLF**

50 מתחרים מ-11 הארצות הבאות השתתפו בתחרויות הגולף במכינה ה-9: אוסטרליה, ברזיל, קנדה, בריטניה, אירלנד, ישראל, איטליה, רודזיה, דרום-אפריקה, שבדיה וארה"ב.

50 competitors from the following 11 countries participated in the Golf Competition of the 9th Maccabiah: Australia, Brazil, Canada, Great Britain, Ireland, Israel, Italy, Rhodesia, South Africa, Sweden, and the United States.



	Par 72				
Canada					
M. Garfinkle	78	81	76	77	312
P. Kates	77	77	78	73	305
A. Moster	79	78	73	74	304
N. Mednick	80	73	78	75	306
S. Wexler	87	79	79	83	328
D. Zack	82	79	77	78	316
Best 4 Scores					
Total	314	307	304	299	1224

	Great Britain				
I. Brill	80	88	81	80	329
R. Davis	91	80	74	78	323
M. Payne	79	74	73	74	300
S. Pomerantz	78	81	81	78	318
I. Stungo	73	73	79	78	303
H. Taylor	77	74	71	73	295
Best 4 Scores					
Total	307	301	297	303	1208

	Ireland		
R. Brass	74	77	74
M. Black	79	80	82
T. Black	82	82	81
J. Doltis	86	86	86
M. Lott	93	88	85
R. Walters	88	83	77
Best 4 Scores			
Total	321	322	314



<b>Israel</b>					
L. Been	75	70	74	77	296
M. Brbdie	81	75	78	75	309
D. Kaplan	84	80	77	76	317
M. Ossip	80	76	83	74	313
R. Sandler	89	77	84	84	338
N. Shochet	85	76	78	76	315
Best 4 Scores					
Total	320	297	307	301	1225


<b>INDIV. EVENT</b>					
D. Barnett	77	77	82	73	309
A. Sandler	81	83	78	73	315
<b>Rhodesia</b>					
I. Codron	82	84	82	84	332
M. Grill	77	84	87	82	330
G. Israel	79	84	79	86	328
K. Rodman	76	83	82	77	318
M. Thal	80	76	72	78	306
R. Trevis	87	79	82	80	328
Best 4 Scores					
Total	312	322	315	317	1266

<b>South Africa</b>					
S. Herson	74	79	75	81	309
A. Hoffman	77	80	74	76	307
R. Moss	78	75	73	74	300
W. Myers	77	74	77	81	309
A. Shapiro	77	80	73	77	307
G. Smith	76	77	78	78	309
Best 4 Scores					
Total	304	305	295	305	1209

<b>United States</b>					
D. Goodman	77	76	78	75	306
A. Horelick	83	83	79	77	322
R. May	87	83	83	79	332
E. Preisler	79	79	71	75	304
E. Solomon	84	85	89	82	340
A. Sussel	79	76	74	73	302
Best 4 Scores					
Total	318	314	302	300	1234

<b>INDIV. EVENT</b>					
E. Wiener	86	Withdrawn			
<b>Australia</b>					
R. Shilkin	79	76	74	74	303
<b>Brazil</b>					
R. Golombek	102	110	Withdrawn		
<b>Italy</b>					
E. Seralvo	85	89	105	91	370
<b>Sweden</b>					
A. Herdeval	117	114	Withdrawn		
J. Herdeval	90	89	92	No/R	

<b>FINAL PLACING</b>	
<b>Countries</b>	
1. Great Britain	1208 Points
2. South Africa	1209 Points
3. Canada	1224 Points
<b>Individuals</b>	
1. Taylor (Great Britain)	295 Points
2. Been (Israel)	296 Points
3. Moss (South Africa)	300 Points



**TABLE TENNIS**

94 competitors from the  
of the 9th Maccabiah:  
Great Britain, Greece, I

**MEN — TEAM PRELIMINARIES**

United States vs. Brazil	5:0
United States vs. Great Britain	5:2
United States vs. Germany	5:4
Israel vs. Belgium	5:3
Israel vs. South Africa	5:0
Belgium vs. United States	5:4
France vs. Germany	5:3
Israel vs. United States	5:1
France vs. Great Britain	5:1
Great Britain vs. Brazil	5:1
Austria vs. Finland	5:4
Israel vs. Germany	5:2
Italy vs. Greece	5:0
Great Britain vs. Finland	5:0
Australia vs. South Africa	5:2
United States vs. Finland	5:1
Belgium vs. Greece	5:0
Sweden vs. South Africa	5:1
France vs. Italy	5:0
Germany vs. South Africa	5:0
United States vs. Austria	5:3
Canada vs. Italy	5:0
Sweden vs. Australia	5:4
Brazil vs. Finland	5:4
Israel vs. France	5:1
Belgium vs. Great Britain	5:0
Germany vs. Great Britain	5:2
Israel vs. Great Britain	5:1
Germany vs. Belgium	5:1
France vs. United States	5:2
Australia vs. Germany	5:4
Germany vs. Sweden	5:2
Israel vs. Sweden	5:0
Austria vs. Brazil	5:2
Belgium vs. Italy	5:0
<b>Final Round</b>	
Israel vs. United States	5:1
Belgium vs. Canada	5:2
France vs. Canada	5:2
Belgium vs. France	5:3
Israel vs. France	5:1
Germany vs. Great Britain	5:2
Israel vs. United States	5:1
France vs. Great Britain	5:1
Belgium vs. Great Britain	5:0



Individuals

	1st Round	2nd Round	3rd Round	4th Round
Fratkin R., (Canada)	77	83	76	83
Garb A., (Canada)	84	79	87	81
Goldman N., (Canada)	72	75	80	80
Greenberg N., (Canada)	81	83	76	84
Rothstein R., (Canada)	80	81	78	78
Zlotnik M., (Canada)	77	78	75	77
Fingret S. H., (G. Britain)	78	80	79	79
Payne M. A., (G. Britain)	74	77	75	77
Chamash E. M., (G. Britain)	79	79	74	73
Silver E. K., (G. Britain)	75	76	83	76
Stungo I. M., (G. Britain)	78	78	78	75
Taylor H. L., (G. Britain)	74	85	75	76
Brill I., (G. Britain)	84	86	75	82
King G., (G. Britain)	79	86	81	80
Alkin R., (Ireland)	89	NR	93	NR
Bernstein A., (Ireland)	87	89	85	85
Black M., (Ireland)	82	85	87	85
Black S., (Ireland)	85	80	79	81
Bloom M., (Ireland)	76	75	81	72
Jacobson D., (Ireland)	85	89	84	89
Been L., (Israel)	76	78	76	75
Barnett D., (Israel)	87	89	83	81
Davidson A., (Israel)	82	76	83	84
Ossip M., (Israel)	86	84	81	74
Phillips J., (Israel)	85	76	82	77
Sandler R., (Israel)	85	77	81	80
Brodie M., (Israel)	77	79	81	86
Fischer C., (Italy)	85	87	85	88
Hoffman A., (S. Africa)	74	78	76	77
Phillips L., (S. Africa)	72	73	74	76
Schewitz S., (S. Africa)	75	75	76	75
Shapiro A., (S. Africa)	73	74	69	73
Spilkin S., (S. Africa)	73	74	75	75
Sundelson N., (S. Africa)	77	71	71	71
Alpert J., (U.S.A.)	74	76	81	72
Beallo R., (U.S.A.)	74	68	77	80
Elias D., (U.S.A.)	93	NR	NR	NR

48 מתחרים השתתפו בתחרויות הגולף, 45 גברים ו-3 נשים.

הארצות המשתתפות: — איטליה, אירלנד, אנגליה, ארה"ב, דרום-אפריקה, ישראל, קנדה.

GOLF

Forty-eight golfers, 45 men and 3 women, took part in this event. The countries were: Canada, Great Britain, Ireland, Israel, Italy, South Africa and the U.S.A.

GOLF

En las competencias de golf tomaron parte 48 deportistas, 45 caballeros y 3 damas, de los 7 siguientes países: Cánada, Estados Unidos, Inglaterra, Irlanda, Israel, Italia y Sud-Africa.

Mar 8, 1969



Fleischer B., (U.S.A.)	69	71	73	72	285
Muraskin D., (U.S.A.)	74	73	73	75	295
Preisler E., (U.S.A.)	71	76	73	78	298
Rickles J., (U.S.A.)	77	72	73	73	295
Rosin S., (U.S.A.)	77	78	81	75	311
Sussel A., (U.S.A.)	72	79	77	71	299
Steiner N., (U.S.A.)	74	70	79	80	303

### Final Placing

1. Fleicher B., (U.S.A.)	285
2. Shapiro A., (S. Africa)	289
3. Sundelson N., (S. Africa)	290

### Men's Team

	1st Round	2nd Round	3rd Round	4th Round	Total
U.S.A.	288	284	292	292	1156
South Africa	292	292	289	294	1167
Great Britain	301	310	302	300	1213
Canada	306	313	305	316	1240
Israel	328	307	320	310	1265
Ireland	324	320	325	322	1291

### Final Placing —

1. U.S.A.	1156
2. S. Africa	1167
3. G. Britain	1213

### Women Individuals

	1st Round	2nd Round	3rd Round	4th Round	Total
Angel J., (S. Africa)	76	73	72	74	295
Jacobs J., (S. Africa)	62	80	83	76	321
Josselson F., (S. Africa)	82	85	79	81	327



אש הממשלה הגב' ג. מאיר בנעילת המכביה (משמאל לימין: א. ידלין — סגן שר החינוך,  
י. אלון — סגן רה"מ ואברהם קריניצקי ז"ל — ראש עיריית רמת-גן לשעבר)

Prime Minister, Mrs. Golda Meir, with Deputy Minister of Education, A. Yadlin, I.  
Prime Minister, Y. Allon, and the late Mayor of Ramat Gan, Avraham K.  
addressing the Closing Ceremony

La Primer Ministro Golda Meir haciendo uso de la palabra en la ceremonia de  
de izq. a der. A. Yadlin, I. Alon, A. Krinitzky



Mar 7 1965

G O L F

Forty-five golfers, 38 men and 7 women, took part in this event held for the first time in the Maccabiah Games. The countries were:

Australia, Canada, Gt. Britain, India, Israel, S. Africa and the U.S.A.

M E N

INDIVIDUALS

		1st ROUND	2nd ROUND	3rd ROUND	4th ROUND	TOTAL
Phillips L.	S. Africa	74	74	71	74	296
Schewitz S.	S. Africa	73	73	71	77	294
Kaplan R.	S. Africa	79	76	74	76	305
Cohen E.	S. Africa	79	76	72	74	301
Moss R.	S. Africa	78	78	76	77	309
Berkowitz R.	S. Africa	77	75	76	77	305
Fingret S.	Gt. Britain	77	82	79	78	316
Freeman K.	Gt. Britain	79	79	78	76	312
Harrison D.	Gt. Britain	76	79	76	80	311
Harrison B.	Gt. Britain	79	79	85	79	322
Stungo I.	Gt. Britain	74	75	75	75	299
Furst L.	Gt. Britain	72	77	71	77	297
Fermon I.	U.S.A.	77	85	82	77	321
Gans C.	U.S.A.	78	76	83	79	316
Libman N.	U.S.A.	80	80	77	80	317
Preisler E.	U.S.A.	70	70	76	76	292
Rosen C.	U.S.A.	81	73	72	75	301
Schloss J.D.	U.S.A.	79	78	78	81	316
Schulein B.	U.S.A.	79	79	76	73	307
Yellih J.	U.S.A.	77	78	76	81	312
Zinn H.	U.S.A.	77	withdrawn			
Allen H.	U.S.A.	74	76	81	76	307
Moss R.	Israel	75	71	76	73	295
Eting E.	Israel	84	withdrawn			
Plumberg P.	Israel	78	80	81	83	322
Phillips J.	Israel	80	76	79	76	311
Cohen B.	Israel	84	80	82	83	329
Been E.	Israel	77	80	78	78	313
Davidson A.	Israel	81	91	78	84	334
Been S.	Israel	80	87	86	78	331
Shamash A.	Gt. Britain	80	80	81	80	321
Shamash E.	Gt. Britain	80	77	77	82	316
Sussel A.	U.S.A.	79	76	72	71	298
Albert	U.S.A.	71	76	74	76	297
Berg H.	Canada	83	85	86	78	332
Garbe A.	Canada	79	78	76	80	313
Mogul N.	Canada	75	75	73	73	296

FINAL PLACING

1. Preisler E. U.S.A. 292
2. Schewitz S. S.Africa 294
3. Moss R. Israel 295



G O L F

MEN'S TEAMS

	<u>1st ROUND</u>	<u>2nd ROUND</u>	<u>3rd ROUND</u>	<u>4th ROUND</u>	<u>TOTAL</u>
S. Africa	302	298	288	304	1192
U.S.A.	305	297	296	295	1193
Gt. Britain	299	308	299	309	1215
Israel	310	307	311	310	1238

FINAL PLACING

1. S. Africa 1192
2. U.S.A. 1193
3. Gt. Britain 1215
4. Israel 1238



G O L F

W O M E N

INDIVIDUALS

		<u>1st ROUND</u>	<u>2nd ROUND</u>	<u>3rd ROUND</u>	<u>4th ROUND</u>	<u>TOTAL</u>
Josselsohn F.	S. Africa	81	74			
Goldberg Z.	S. Africa	86	82	81	81	317
Green T.	Australia	89	86	87	85	340
Abrahams L.	Gt. Britain	94	82	90	85	350
Marks A.	Gt. Britain	94	88	80	80	326
Albert N.	U.S.A.	81	79	85	91	358
Cooperstein J.	U.S.A.	79	79	82	79	321
				83	79	320

FINAL PLACING

1. Josselsohn F. S. Africa 317
2. Cooperstein J. U.S.A. 320
3. Albert N. U.S.A. 321

WOMEN'S TEAMS

U.S.A.	160	158	165	158	641
S. Africa	167	156	168	146	657
Gt. Britain	178	170	165	111	684

FINAL PLACING

1. U.S.A. 641
2. S. Africa 657
3. Gt. Britain 684





## Golf (cont.)

### Masters Male Competition

**Registered Countries:** South Africa, Argentina, Austria, USA, G. Britain, Israel.

**Competition Director:** Alon Ben David

Place	Team/Player	17/7	18/7	19/7	20/7	Total
<b>1</b>	<b>Israel - Team</b>	<b>235</b>	<b>239</b>	<b>228</b>	<b>241</b>	<b>943</b>
	Znati, Nissim	76	77	77	84	318
	Avnaim, Jacob	80	77	77	84	318
	Kaufman, Cyril	79	80	77	83	319
	Phillips, Lionel	92	89	80	77	338
<b>2</b>	<b>S. Africa - Team</b>	<b>232</b>	<b>245</b>	<b>237</b>	<b>240</b>	<b>954</b>
	Spilkin, Sidney	82	90	84	90	346
	Boiskin, Stan	77	79	80	81	317
	Smith, Greg	74	80	78	76	308
	Duek, Moshe	81	86	79	83	329
<b>3</b>	<b>USA - Team</b>	<b>241</b>	<b>244</b>	<b>243</b>	<b>240</b>	<b>968</b>
	Turret, Ira	80	83	83	77	323
	Alterman, Robert	86	85	84	83	338
	Rubin, Andy	87	86	83	80	336
	Shemano, Gary	75	76	77	85	313
<b>4</b>	<b>Mix Team # 1</b>	<b>273</b>	<b>284</b>	<b>288</b>	<b>323</b>	<b>1168</b>
	Strubel, Jeff (GB)	90	146	104	146	486
	Schalit, Mario (ARG)	93	91	97	90	371
	Skal, Jean Paul (AUT)	90	102	87	87	366
	Neubauer, Harry (AUT)	95	91	146	146	478

### Final Standings Team

Place	Team
1.	Israel - Gold Medal
2.	S. Africa - Silver Medal
3.	USA - Bronze Medal

### Individual

Place	Team	Score
1.	Smith, Greg, S. Africa - Gold Medal	308
2.	Znati, Nissim, Israel - Silver Medal	313
3.	Shemano, Gary, USA - Bronze Medal	313

### Outstanding Player:

❖ Kobi Hacham - Israel





## Golf (cont.)

Place	Team/Player	17/7	18/7	19/7	20/7	Total
	Black, Michael	82	85	84	80	331
<b>6</b>	<b>Mix Team # 1</b>	<b>339</b>	<b>346</b>	<b>336</b>	<b>340</b>	<b>1361</b>
	Alterman, Greg (USA)	83	87	82	84	336
	Zwirn, Greg (USA)	80	86	82	86	334
	Weiner, Dan (USA)	85	87	85	82	339
	Rosenbaum, Thomas (SWE)	97	92	92	101	382
	Rosenbaum, John (SWE)	91	92	90	88	361
	Agranati, Shlomo (SPA)	101	86	87	94	368

### Final Standings

#### Team

Place	Team
1.	Israel – Gold Medal
2.	S. Africa – Silver Medal
3.	Australia - Bronze Medal

#### Individual

Place	Team	Score
1.	Cohen, Itamar, Israel – Gold Medal	296
2.	Illouz, Francois, France – Silver Medal	300
3.	Sundelson, Dean, S. Africa - Bronze Medal	303

### Open Female Competition

Registered Countries: Israel

Competition Director: Alon Ben David

Place	Player	17/7	18/7	19/7	20/7	Total
1	Partouch, Tamar	86	88	88	87	349
2	Schur, Dvora	84	91	91	91	357
3	Fishbein, Manuela	84	95	93	85	357
4	Abraham, Barbara	89	98	96	92	375
5	Benetoff, Gaia	94	98	95	88	375

### Final Standings

Place	Team	Score
1.	Partouch, Tamar, Israel – Gold Medal	349
2.	Fishbein, Manuela, Israel – Silver Medal	357
3.	Schur, Dvora, Israel - Bronze Medal	357



# Golf



## Open Male Competition

**Registered Countries:** South Africa, Australia, Argentina, Austria, France, G. Britain, USA, Sweden, Spain, Israel.

**Venue:**

❖ Caesarea Golf Club.

**Competition Director:** Alon Ben David

Place	Team/Player	17/7	18/7	19/7	20/7	Total
<b>1</b>	<b>Israel - Team</b>	<b>301</b>	<b>305</b>	<b>307</b>	<b>296</b>	<b>1209</b>
	Cohen, Itamar	76	75	72	73	296
	Hacham, Kobi	79	77	81	71	308
	Assaiag, Shlomi	74	76	80	75	305
	Salah, Dudu	75	80	74	77	306
	Cohen, Avi	76	77	84	78	315
	Avnim, Eliran	81	85	81	89	336
<b>2</b>	<b>S. Africa - Team</b>	<b>308</b>	<b>306</b>	<b>304</b>	<b>298</b>	<b>1216</b>
	Sundelson, Barry	86	75	73	72	306
	Sundelson, Dean	77	74	78	74	303
	Feigin, Craig	79	80	77	76	312
	Maloon, Milton	76	77	82	76	312
	Schaffer, Richard	76	82	76	77	311
	Etkind, Darren	80	81	80	79	320
<b>3</b>	<b>Australia - Team</b>	<b>320</b>	<b>318</b>	<b>319</b>	<b>316</b>	<b>1273</b>
	Bloom, David	91	92	82	84	349
	Clark, Jonathan	79	84	83	86	332
	Gore, Robbie	89	87	85	87	348
	Ordman, David	83	77	75	75	310
	Vandersluis, Roy	84	78	83	79	324
	Yearot, Oren	74	79	79	78	310
<b>4</b>	<b>Mix Team # 2</b>	<b>320</b>	<b>317</b>	<b>321</b>	<b>319</b>	<b>1277</b>
	Wolff, Aldo (ARG)	79	79	79	79	316
	Liberson, Sergio (ARG)	85	82	83	88	338
	Sternfeld, Raphael (AUS)	94	91	95	89	369
	Illouz, Francois (FRA)	76	74	74	76	300
	Mecz, Nicolas (FRA)	93	85	87	82	347
	Nathan, Steven (S.A.)	80	82	85	82	329
<b>5</b>	<b>G. Britain - Team</b>	<b>328</b>	<b>318</b>	<b>328</b>	<b>327</b>	<b>1301</b>
	Bohn, Jeremy	84	76	83	91	334
	Marret, Richard	81	83	80	77	321
	Musikant, Adam	93	93	84	85	355
	Leslie, Spencer	93	80	81	85	339
	Wolff, Euan	81	79	84	89	333